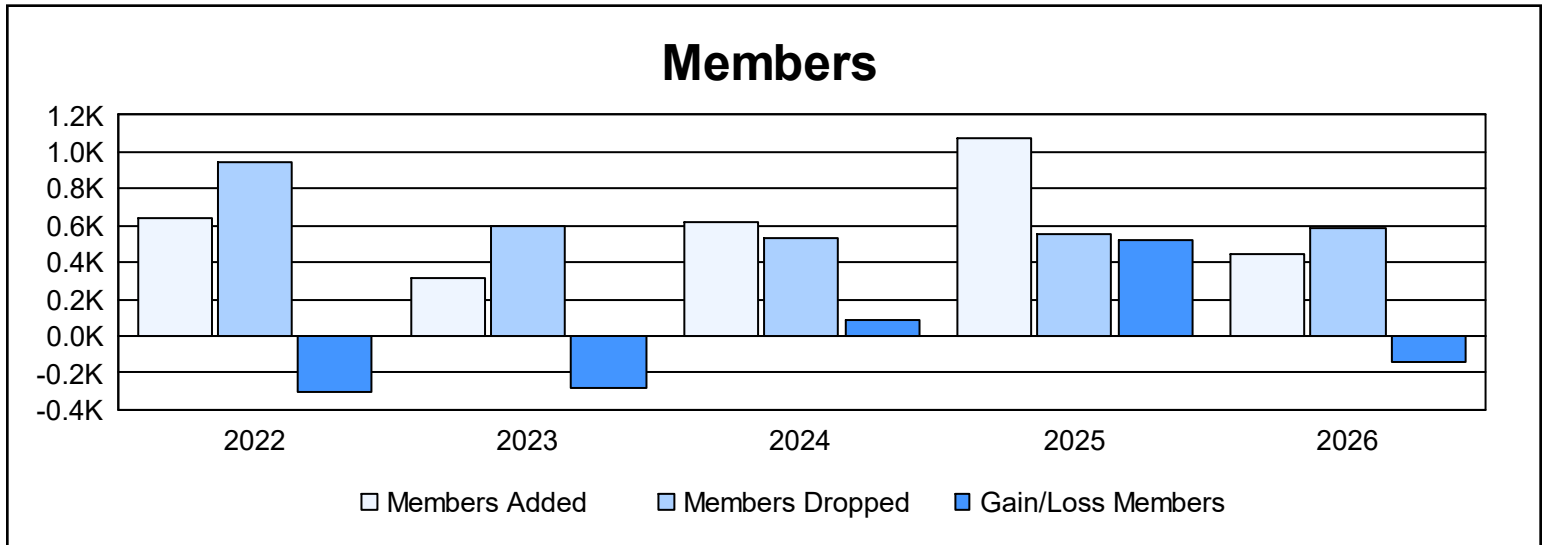
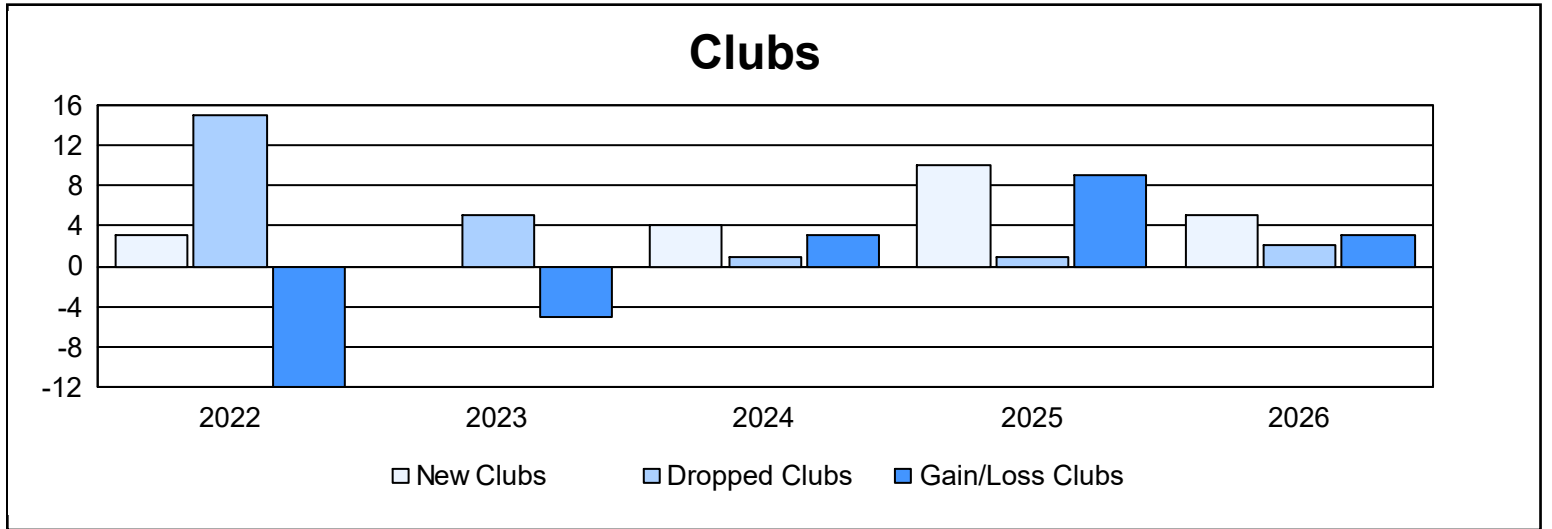


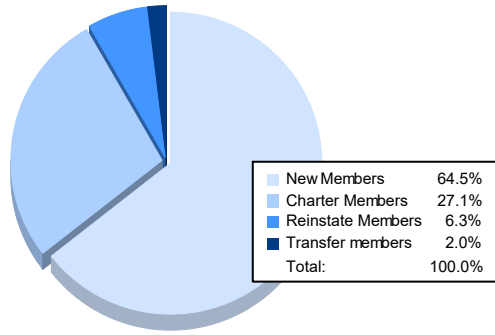
Multiple District O

As of March 2026 Cumulative

Year	New Clubs	Dropped Clubs	Gain/ Loss Clubs	New Members	Charter Members	Reinstate Members	Transfer Members	Total Member Added	Total Members Dropped	Gain/ Loss Members
2021-2022	3	15	-12	465	91	72	16	644	943	-299
2022-2023	0	5	-5	269	3	21	17	310	596	-286
2023-2024	4	1	3	485	94	17	21	617	533	84
2024-2025	10	1	9	759	251	36	28	1,074	557	517
2025-2026	5	2	3	285	120	28	9	442	583	-141
Average	4	5	0	453	112	35	18	617	642	-25



Membership Composition March 2026 Cumulative



Gender Composition March 2026 Cumulative

